

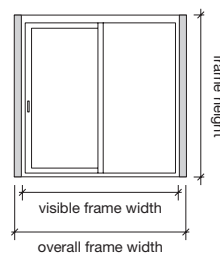
211 Sliding DOOR



With a frameless fixed panel for a greater connection to outside, the 211 Sliding Door features a solid wood interior with thermally-improved aluminium construction. For inside-outside living without the compromises, the 211 incorporates built-in screens and shades to control insects, sunlight and privacy.

The shades also enhance the thermal properties of the door. When drawn across the opening, independent tests show a blackout shade improves the Uw value by 17%.

Overall frame width	1744 - 4535mm
Visible frame width	1524 - 4315mm
Frame height	1987 - 2884mm
Loading	bottom



With a frameless fixed panel and built-in screens/shades

centor®



Aluminium exterior

Available in a range of standard or custom RAL colours, with heat reflective paint on request



Wood interior

A solid European oak facing is 10mm thick, in finished and unfinished options



Screens & shades

Built-in insect screens and shades available in single or combination configurations



TECHNICAL BENEFITS

- Impressive 75mm diameter stainless steel wheels are precision ground while stainless steel bearings ensure smooth operation
- Wheels run on a solid 32.5 x 6mm stainless steel track with a precision ground crown for durability
- Fitted with a 3-star Euro profile cylinder, available with a high security keyway
- On the interior a snib and/or key can be used to lock the door
- Two magnetic bolts extend into the door stile when the panel is closed, engaging with the lock for added security
- Screens and shades are accessible for service or replacement
- The panel can be aligned easily by adjusting both ends +/- 5mm with an 8mm Allen key.

PANEL CONFIGURATIONS

Symmetrical

Specify for a greater flow between inside and out, with equal width fixed and sliding panels.



Asymmetrical

Specify panels as asymmetrical for a greater area of uninterrupted glass.



SCREEN & SHADE CONFIGURATIONS

Single

211 Sliding doors can be fitted with a single insect screen that only covers the open area of the door, or a single shade that extends across the entire door.




Combination


Fit a 211 Sliding door with both an insect screen and a shade, the screen covers only the open area of the door while the shade extends across the entire opening.



Concealed hardware and screens contribute to a sleek, contemporary look that also sets Centor Doors apart.



With simple planning ahead of construction, the frame is built into the wall for a flush finish.



The handle acts a stop for the insect screen, ensuring that the mesh only covers the open area of the door.



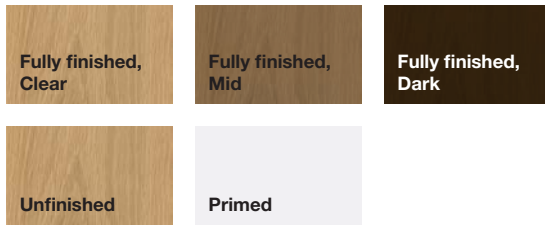
Whether open or closed, the sliding panel aligns with the mullion for a seamless flow between inside and out.



The 211 features a 10mm thick furniture-grade oak lining on the internal face of the door.

WOOD INTERIOR

European Oak is sourced from managed forests and is available in a range of finished and unfinished options.



ALUMINIUM EXTERIOR

The durable aluminium exterior is powder-coated in a colour from the Standard range below or specify other colours from the RAL chart.


Sills are either painted to match the frame and panels or anodised in Natural finish.




SHADES

Luxury fabrics for shades are available in a range of colours and textures in either light-filtering or blackout options.

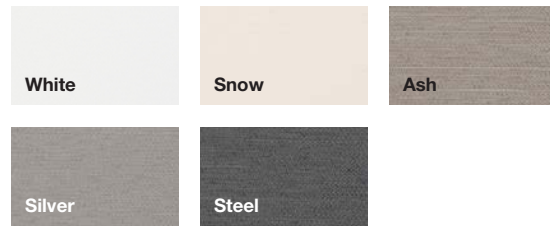
Boston



Tuscany



Mercury



Light-filtering

Manages glare and provides privacy during the day while still letting light through.




Blockout

Provides complete darkness. Perfect for bedrooms and media rooms.

INSECT SCREENS


Insect mesh is available in two different weave styles to suit varying environmental requirements.

Standard weave



Openness: 46%

Tight weave



Openness: 37%